


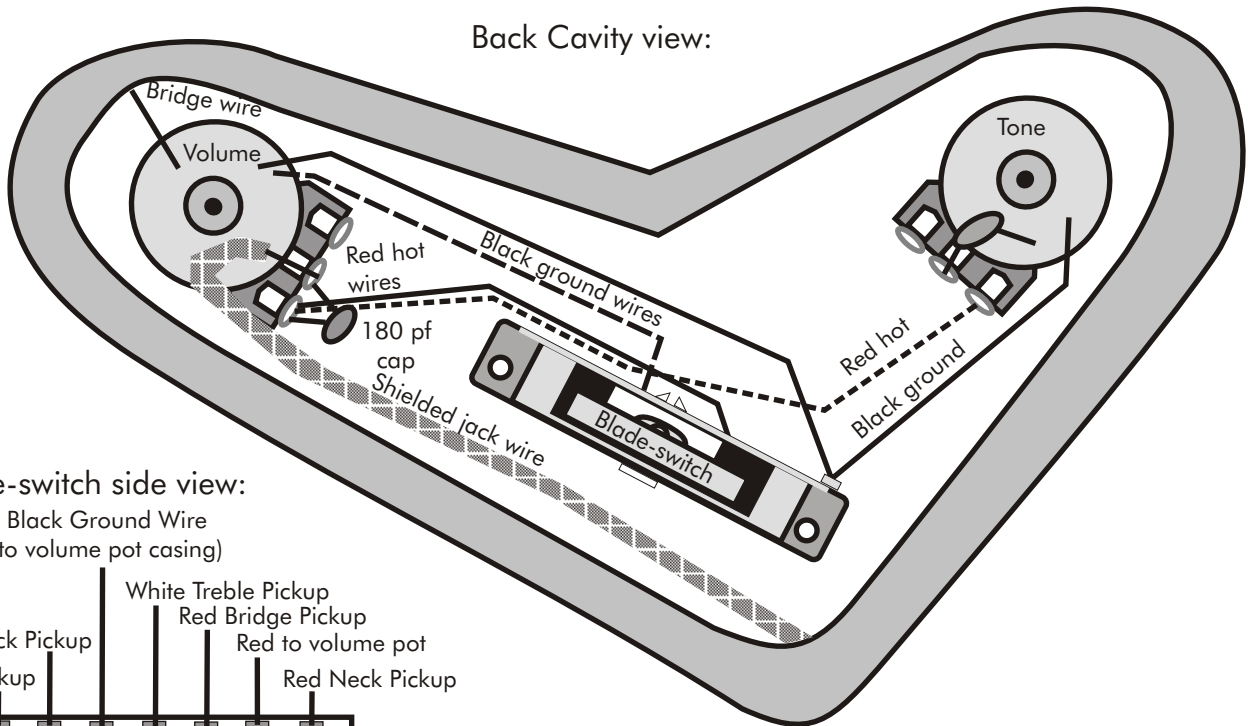
PRS Custom 24 Bladeswitch

Dragon II Treble

Dragon II Bass

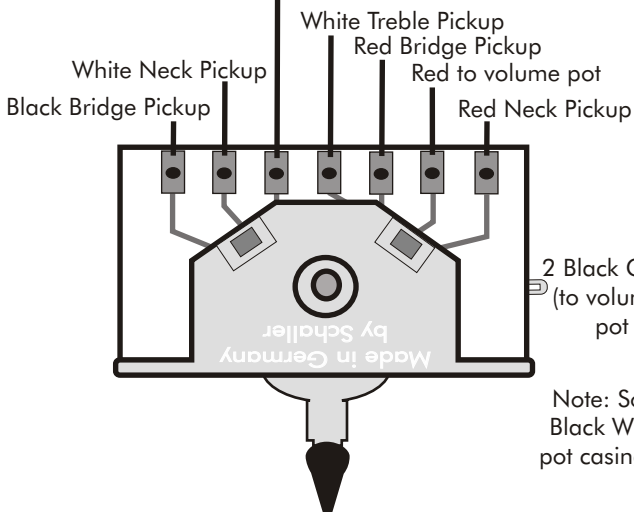


Back Cavity view:



Blade-switch side view:

Black Ground Wire
(to volume pot casing)



2 Black Ground Wires
(to volume and tone
pot casings)

Note: Solder Bass
Black Wire to tone
pot casing (ground).

Note: Solder the shielded
(braided) wire of the jack
to the volume pot casing for
ground. Then solder the shielded
wires of the pickups to the shielded
jack cable to complete
the grounding of the pickups.

Drawing by RH 5/15/2009